

Helping Low-Wage Americans

Wage-Based Tax Credits: A New
Solution to an Age-Old Problem



“It can be argued that the substitution of a higher minimum wage with a higher EITC [Earned Income Tax Credit] would be a positive accomplishment.”

— Former Clinton Secretary of Labor Robert Reich¹

Index

■ Wage-Based Tax Credits (WBTC): A New Solution	2
■ Completing the Work of Welfare Reform	4
■ Targeting	6
■ Poverty and the Minimum Wage	8
■ Minimum Wage Employees' Income Growth	10
■ The Minimum Wage and Job Loss	12
■ Who Gets Hurt by Minimum Wages?	16
■ Where Do the Jobs Go?	20
■ The Earned Income Tax Credit	22
■ A Better Way: Wage-Based Tax Credits	24
■ References	26

“The idea of using a minimum wage to overcome poverty is old, honorable—and fundamentally flawed. It’s time to put this hoary debate behind us, and find a better way to improve the lives of people who work very hard for very little.”

— New York Times *editorial*²

Wage-Based Tax Credits (WBTC): A New Solution

Sixty-five years ago, pharmacies stocked mercury, heroin, and radon as remedies; few people believed that a fungus-based drug called penicillin could cure anything; and the minimum wage was considered our most effective anti-poverty policy. Doctors prescribing mercury today would lose their license, yet the popularity of similarly counterproductive minimum wage increases endures—despite the existence of successful anti-poverty measures such as the federal Earned Income Tax Credit (EITC).

The near-universal conclusion of decades of economic research is that minimum wage increases diminish total employment and destroy opportunities for entry-level employees. Moreover, most of the benefits associated with minimum wage hikes accrue to non-poor families. The EITC, in contrast, increases poor Americans’ income and work-effort, without destroying job opportunities.


Despite these well-documented realities, impending national elections—coupled with the

superficial appeal of minimum wage increases—will once again lure lawmakers into promoting one of our least effective anti-poverty programs. But there is a better way.

The Employment Policies Institute proposes a WBTC modification to the current federal EITC as a superior alternative to a minimum wage increase. The modest reforms required to create a WBTC would make it a powerful tool to supplement the income of low-skilled working Americans. The WBTC will increase the effective wage of a full-time minimum wage employee with one child to \$7.75 an hour. Employees with two children will receive \$8.50 an hour. The average low-wage employee will receive 37% more benefits with a WBTC than under the current EITC. In addition to providing more benefits to those who need it most, a WBTC will cost less than the current EITC without the job-killing effects of the minimum wage.

“We can increase the Earned Income Tax Credit by a couple of billion dollars a year and, far more efficiently than raising the minimum wage, lift the working poor out of poverty.”

— President Bill Clinton³



“Legislators are right to search for ways to help the working poor, but wrong to think that raising the minimum wage is one of them.”

— New York Times *editorial*⁴

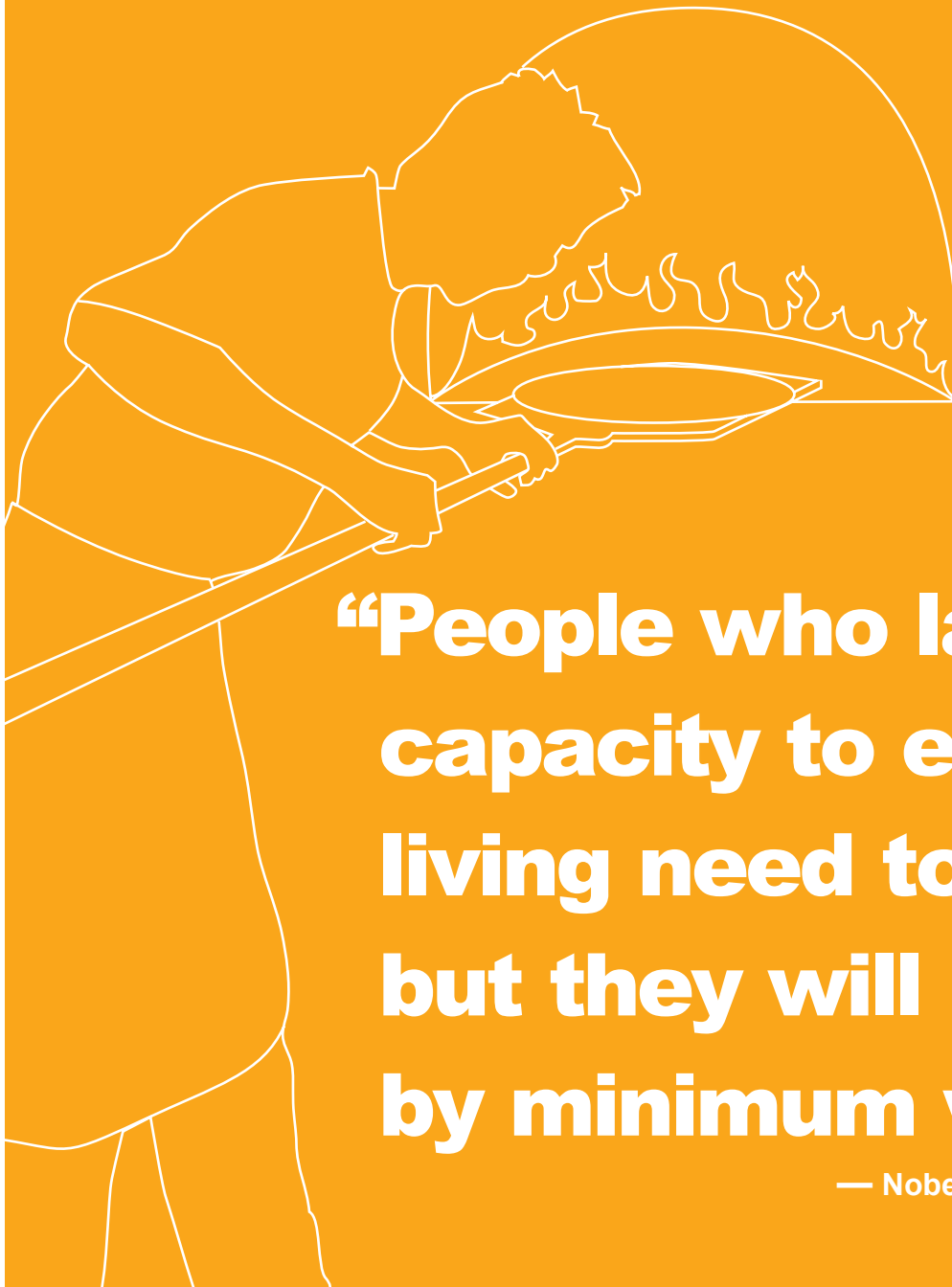
Completing the Work of Welfare Reform

With the passage of welfare reform in 1996, Americans signaled their desire to promote work, rather than dependence. But as with many laudable efforts, there were unintended consequences. Many former welfare recipients lacked the skills required to find and keep a job.

However much we might wish otherwise, there is an inevitable connection between low skills and low wages. Employers will pay artificially inflated wages to low-skilled adults only so long. The natural consequence of a minimum wage increase is that employers will replace low-skilled adults by hiring those with skills to match the wages they are forced to pay. And that leaves low-skilled adults without a job or EITC income supplements tied to work.

Few people dispute the need to address poverty and improve job opportunities for every American. The economic evidence, however, is clear: minimum wage increases are one of the most inefficient and often counterproductive means of achieving this goal. For many Americans, they represent an unbreakable wall separating them from employment.

The EITC accomplishes the same goal as the minimum wage—helping low-skilled individuals maintain a certain level of total income—without killing job opportunities in the process. A WBTC would improve the EITC by providing more benefits to those who need them most without increasing total spending.



“People who lack the capacity to earn a decent living need to be helped, but they will not be helped by minimum wage laws.”

— Nobel Prize-winning economist James Tobin⁵

“The chief effect of a higher minimum wage today would be to increase incomes, not for working poor people but for a group of workers who are predominantly part-time, second earners in middle-class families.”

— *Progressive Policy Institute (PPI), Washington, DC*⁶

Targeting

Supporters of minimum wage increases often claim that the typical minimum wage employee is struggling to raise a family on a single income. While this paints a sympathetic portrait, it simply is not true in 2004. According to U.S. government data, only 15% of minimum wage recipients are raising a family on the minimum wage. The remaining 85% are teenagers living with their working parents, adults living alone, or dual-earner married couples.

Furthermore, the majority of minimum wage employees do not work full-time, and nearly a quarter work fewer than 20 hours per week.⁷

Sensible anti-poverty programs should provide the bulk of their benefits to poor individuals and households with high work effort. But the minimum wage is unable to discern between a

low-wage employee (who might live in a well-off household) and a low-income family. Data from the U.S. Census show that the average family income of a minimum wage recipient is over \$43,000 a year.⁸ Why? The majority of recipients are either teenagers or second earners in relatively high-income families. National polling shows that opposition to a minimum wage increase doubles when people realize this one fact.⁹

Because the minimum wage cannot target those who truly need help, the majority of its benefits go to non-poor families. Research from Syracuse University shows that 83% of the benefits from the last minimum wage hike went to families above the poverty line. In contrast, 70% of the benefits from the EITC go to needy families.¹⁰

Who Actually Earns The Minimum Wage?

85%

41%

Living with parent or relative

21%

Dual earner in a married couple with or without kids

23%

Single or married (single earner) with no kids

15%

15%

Single parent with kids or single earner in a couple with kids

“After all, most minimum wage workers aren’t poor.”

— *Former Clinton Labor Secretary Robert Reich*¹¹

Poverty and the Minimum Wage

Advocates of a higher minimum wage often claim that the existing rate is a “poverty level” wage. This assertion, however, applies only to the micro-minority of single-earner minimum wage families with two or more children who don’t take advantage of the EITC benefits available to them. The vast majority of minimum wage employees do not fit this description.

Even for these single minimum wage employees with children, increasing the minimum wage may do them no favors. Employers may decide to replace such employee’s if their output cannot justify their mandated higher wage. This would cost the individual not only their wages but also up to \$4,000 in potential EITC benefits and the opportunity to increase their skill level and future wages.

The average family income of minimum wage workers is over \$43,000 per year.¹² As a result, a minimum wage increase does a poor job of targeting poor families. Meanwhile, targeted programs such as the EITC avoid the negative

consequences of the minimum wage and direct assistance at those most in need.

Not only is the minimum wage rate not a “poverty level” wage, but research shows that the poor targeting and other unintended consequences of the minimum wage make it terribly ineffective at reducing poverty—the intended purpose of the policy. Economists at Ohio University found that the federal minimum wage did not decrease poverty and may actually have increased poverty for certain subgroups.¹³ That’s because the majority of benefits go to non-poor families. Research out of Stanford University found that only 24% of the benefits from a minimum wage hike go to the poorest 20% of families, while 35% of the benefits go to the richest 40% of families.¹⁴

“The vast majority of minimum wage workers are in families that don’t need public wage support because their incomes are well above the poverty level.”

— *Democratic Leadership Council/PP1*¹⁵

“Today’s labor market often has both spouses and even a teenage child or two working. Surely they do not all need to earn enough to support their own family.”

— Chairman of President Clinton’s Council of Economic Advisers and Nobel Prize-winning economist Joseph Stiglitz¹⁶



“[T]he vast majority of [minimum wage] workers move on to higher paying jobs as they accumulate experience.”

— William Carrington and Bruce Fallick, *Welch Consulting and Federal Reserve Board, Washington, DC*¹⁷

Minimum Wage Employees' Income Growth

Advocates of minimum wage increases argue that the minimum wage must be regularly increased to ensure that low-skill individuals receive better pay. Supporters habitually insist that millions of minimum wage employees have not received a raise since 1997. This is simply false and arguably classist. The vast majority of minimum wage recipients don't need a handout to get a raise. Every year, nearly two-thirds of employees at or near the minimum wage receive an increase in pay.¹⁸ These raises result from their increased skill level and experience, and their work effort.

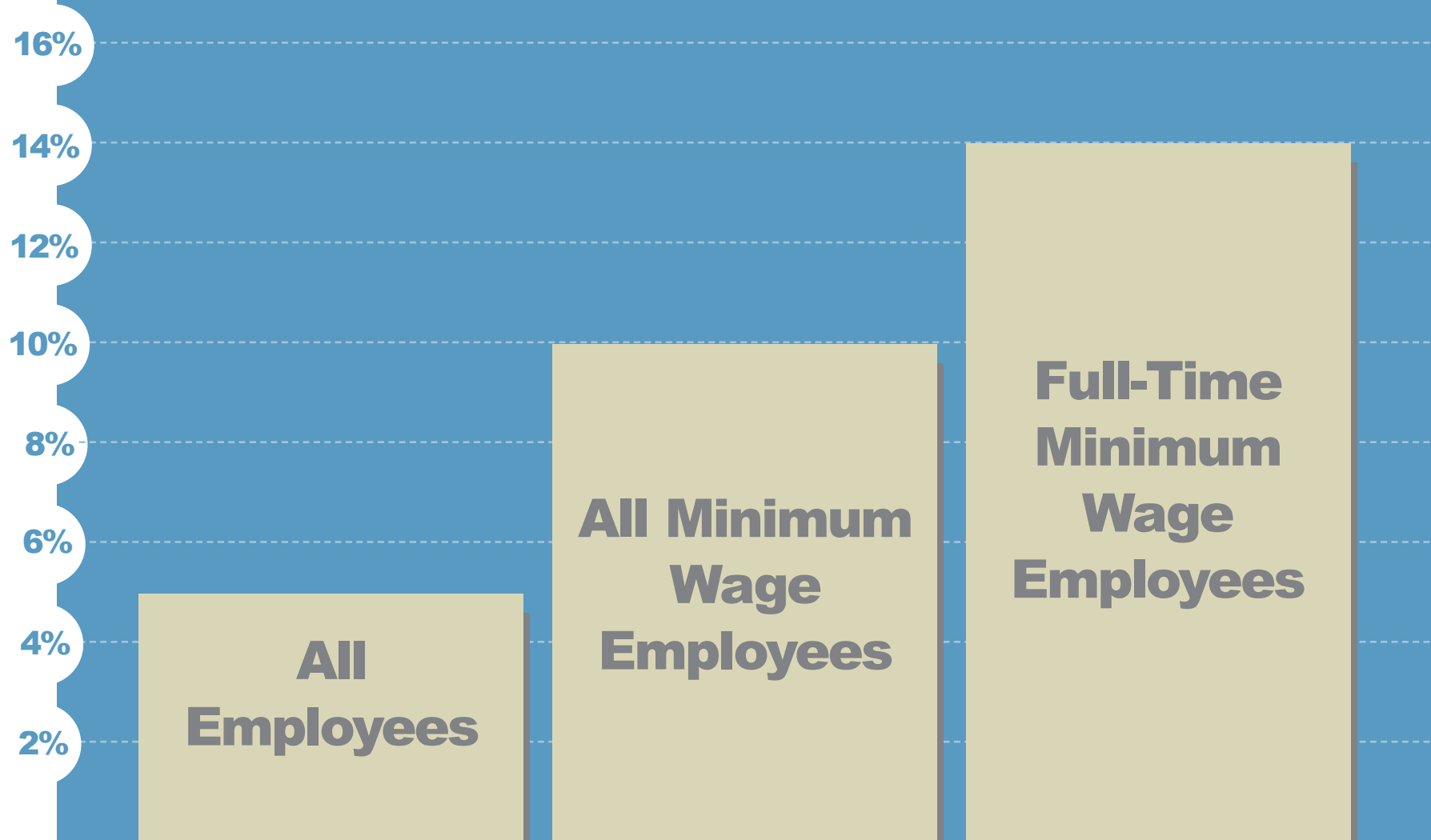
Minimum wage earners receive wage hikes relatively frequently, largely because they tend to be new entrants or re-entrants to the workforce who can quickly acquire the skills necessary to achieve higher earnings. Research out of Miami University of Ohio and Florida State University found that minimum wage employees are approximately five times more likely to be

entrants to the workforce from a spell of non-employment than those earning above the minimum. As these new employees increase their skill level, they experience significant wage growth.¹⁹

The median wage growth for all minimum wage employees is over 10% annually, and those working full-time enjoy a median wage increase of nearly 14% each year. This is nearly three times the wage growth for all employees.²⁰

Unfortunately, there will always be a small group of minimum wage employees who fail to increase their skill level and corresponding pay. Wage hike supporters point to these individuals as justification for a minimum wage increase. But the unintended consequences of such an increase are particularly harsh for these employees. Employees unable to increase their wages on their own are those most likely to lose their jobs in the event of a mandated wage hike.

Annual Median Wage Growth



“Even a wizard would have a great deal of difficulty repealing the economic law that higher minimum wages reduce employment. Since politicians are not wizards, they should not try.”

— Nobel Prize-winning economist Gary Becker²¹

The Minimum Wage and Job Loss

Decades of economic research shows that an increase in the minimum wage leads to overall job loss for affected employees, particularly for the least skilled. While opinions may vary among economists as to the severity of the impact, the overall message couldn't be clearer.

Below is a summary of academic research regarding job loss and the minimum wage:


- A 2000 study by economists at Cornell University, the University of Connecticut, and the Urban Institute found that a 10% increase in the minimum wage would lead to a 2% to 6% decrease in teenage employment (a common indicator of the impact on entry-level employment).²²
- A 2003 study by economists at the Federal Reserve found that a 2% to 3% decrease in

employment is expected from a 10% increase in the minimum wage.²³

- A 1993 study from Carnegie Mellon University examined the effect of California's minimum wage increase on its retail sector—the largest employer of minimum wage labor. Even though California's retail sales grew at almost twice the national rate, employment growth was below the rest of the nation.²⁴
- A 1998 survey conducted by economists at Stanford, Princeton, and the Massachusetts Institute of Technology found that the average economist believed a 10% increase in the minimum wage resulted in a 2.1% decrease in teenage employment.²⁵

**“The reason I object to
the minimum wage is
I think it destroys jobs,
and I think the
evidence on that,
in my judgment,
is overwhelming.”**

— Federal Reserve Chairman Alan Greenspan²⁶



“Just as no physicist would claim that ‘water runs uphill,’ no self-respecting economist would claim that increases in the minimum wage increase employment. Such a claim, if seriously advanced, becomes equivalent to a denial that there is even minimal scientific content in economics ... ”

— Nobel Prize-winning economist James Buchanan²⁷

The Minimum Wage and Job Loss (continued)

- A 1995 report from economists at the University of Chicago and Texas A&M University revealed significant reductions in teenage employment nationwide after the federal minimum wage increase of 1990-91. Employment of teenage males fell 5% after the wage hike, while employment of teenage females fell 7%.²⁸
- In 1983, the General Accounting Office found “virtually total agreement that employment is lower than it would have been if no minimum wage existed. This is the case even during periods of substantial economic growth.”²⁹
- In 1978, Congress and the Carter administration created the Minimum Wage Study Commission to analyze the impact of the minimum wage on U.S. employment. The Commission determined that every 10% increase in the minimum wage results in a 1% to 3% employment loss for teenagers.³⁰

Studies Showing No Job Loss

While the weight of economic evidence clearly shows that minimum wage hikes decrease employment, a small number of studies published in the mid-1990s purported to find no job loss from a minimum wage increase. The most widely cited study of this type, by Drs. David Card and Alan Krueger, actually found an increase in employment—something that cannot be explained with standard economic theory.

The Card/Krueger study examined employment in New Jersey following a minimum wage hike, relative to neighboring Pennsylvania. Their analysis suggested an improbable increase in New Jersey's employment numbers. But Card/Krueger was flawed. The source of their counterintuitive conclusion was revealed when employment numbers for individual restaurants became public. It turns out that the telephone survey questions used in their study were very poorly constructed, making accurate collection of data impossible.

According to Card/Krueger, a Burger King outlet in New Jersey had six full-time workers in February 1992, but by November, it

had added 23 additional full-time employees—an implausible increase of more than 300%. A Wendy's in New Jersey had zero full-time employees in February, but by November had hired 35 full-time employees without any change in the number of part-timers on staff.

Compare those implausible increases to purported layoffs in Pennsylvania. A Burger King there reportedly went from 50 full-time individuals in February to 15 in November, and from 35 part-time employees in February to just 18 in November. A Wendy's in Pennsylvania supposedly had 30 full-time people in February, but by November all full-time individuals had apparently quit or been terminated without replacement—zero were reported in the study.

Subsequent research into payroll records (and product price fluctuations) from restaurants examined in the Card/Krueger study verified what economic theory implies: the reported employment and pricing numbers were grossly inaccurate. When the real figures were used, they showed that employment declined in New Jersey following the mandated wage hike.³¹

“A higher minimum will further reduce the employment opportunities of workers with few skills.”

— Nobel Prize-winning economist Gary Becker³²

Who Gets Hurt by Minimum Wages?

The unemployment rates for demographic groups such as teens and minorities are consistently in double digits. Millions of potential entry-level employees aren't even counted in these figures because they have given up hope and stopped looking for work. Yet newspapers all over the country advertise jobs paying \$10 an hour or more. Many practically beg for applicants. One test of our employment and anti-poverty policies should be whether they are tailored to address this disconnect.

Individuals with little education and experience must secure entry-level employment before they can apply for higher-paying jobs. But it is these low-skill individuals who are disproportionately hurt by increases in the minimum wage. As wage mandates rise, lesser-skilled employees find themselves crowded out by better-equipped applicants attracted by the higher pay—such as teenagers. They are therefore deprived of the opportunity to increase their skills on the job and move into higher paying

employment. In this way, the employees the minimum wage is designed to help—the least skilled—are the ones it hurts the most.

National polling indicates that support for a minimum wage increase drops from 83% to 44% when respondents understand this effect. Strong support drops from 59% to 19%.³³

The economic literature supporting the contention that minimum wage hikes hurt low-skilled employees is voluminous and consistent:

- A 2004 study by economists at Duke University found that minimum wage increases attracted teenagers from high-income families into the labor market, displacing previously employed low-skill employees. Even in the unlikely case that the higher mandated wage did not affect *overall* employment levels, it still led to layoffs for current minimum wage employees.³⁴

“The high rate of unemployment among teenagers, and especially black teenagers, is both a scandal and a serious source of social unrest. Yet it is largely a result of minimum wage laws.”

— Nobel Prize-winning economist Milton Friedman³⁵



Who Gets Hurt by Minimum Wages? (continued)

- In 2000, researchers at Cornell University, the University of Connecticut, and the Lewin Group found that vulnerable groups of young adults without a high school degree (20-24), young black adults and teenagers (16-24), and all teenagers (16-19) suffered significantly more employment loss as a result of a minimum wage increase. For example, the authors found that a 10% increase in the minimum wage will result in an 8.5% decrease in employment for black young adults and teenagers. This is over four times the employment loss expected for non-black young adults and teenagers.³⁶
- A 1995 Boston University study showed that low-skill adults in states that raise their minimum wage are often crowded out of the job market by teens and students.³⁷
- Research from the University of Wisconsin found that mothers in states that raise their minimum wage remain on public assistance an average of 44% longer than their peers in states where the minimum wage remains unchanged.³⁸
- A 1995 Michigan State University study showed that high-skilled teens, or those who are perceived as more “desirable” employees, often displace low-skilled employees in minimum wage jobs after a mandated wage hike. A higher minimum wage was also found to increase the number of idle teens—those who neither work nor attend school—by as much as 20%.³⁹
- Evidence of the displacement of low-skill employees dates back to the original minimum wage. The administrator of the Wage and Hour Division of Franklin D. Roosevelt’s Labor Department wrote: “In a number of instances there have been reports that workers who had been receiving less than [the new minimum wage] had been laid off, and replaced by more efficient workers.”⁴⁰

Loss of Benefits

One significant downside to minimum wage increases is that the low-income employees who get a pay raise often lose government benefits such as EITC payments, food stamps, and low-cost health insurance. Unlike the EITC—which is neither taxed nor counted as income by other programs—the “raise” an employee receives as a result of a minimum wage hike is largely eaten up by increased taxes and lost benefits.

Separate studies out of New York University Law School and the University of Kentucky found that many potential beneficiaries of a minimum wage increase face effective tax rates of 90% on increased wages.⁴¹ In other words, many low-wage workers could receive only 10 cents of every new dollar resulting from a minimum wage increase. Support for a minimum wage hike drops 30% when Americans realize this fact.⁴²

Amount of every \$10 in new wages employees could keep after taxes and benefit reductions

\$1



\$9

Amount of every \$10 in new wages employees could lose to taxes and decreased benefits

“Eager to save money on labor costs, businesses are stepping up the pace of automation. Nearly 13,000 self-checkout systems will have been installed in American retail stores like Kroger and Home Depot by the end of this year, more than double the number in 2001.”

— New York Times, *November 17, 2003*⁴³

Where Do the Jobs Go?

Decades of economic research proves that employers will cut employment in response to a minimum wage increase. In addition, employers will take the following steps, none of which is beneficial to low-skill employees:

- **Hire skilled applicants with more experience**, rather than taking a chance on individuals with little education or experience. The displacement of these less-skilled employees is clearly seen in the higher employment loss for vulnerable groups such as teens, minority teens, and adults without a high school diploma.
- **Automate services once performed by entry-level employees.** Self-service gas stations, automated phone operators, automatic teller machines, self-service soda fountains, and

self-checkout lanes at grocery stores are all examples of jobs that were once held by low-skill, entry-level individuals. In these positions, employees were able to gain the skills necessary to improve their future earnings. Without this vital gateway into the labor force, these individuals will be deprived of future economic success.

- **Cut back on customer service.** It has become quite common for customers at fast-food restaurants to bus their own tables. Baggers at many grocery stores have been eliminated. Forced to pay high mandated wages, employers are choosing to cut back on services rather than raise prices. This results in fewer opportunities for low-skill Americans.

“Unfortunately, many entry-level jobs are being phased out as employment costs grow faster than productivity. In that situation, employers are pressured to replace marginal employees with

self-service or automation or to

eliminate the service altogether.

When these jobs disappear,

where will young people and those

with minimal skills get a start in

learning the ‘invisible curriculum’

we all learn on the job?”

— Former Senator and Democratic Presidential Candidate George McGovern⁴⁴



“The EITC may be the single most important policy measure for explaining the decrease in welfare and the rise in work and earnings among female-headed families in recent years.”

— Jeffrey Grogger, University of California-Los Angeles⁴⁵

The Earned Income Tax Credit

Seven out of every eight Americans living in poverty either do not work or do not work full-time.⁴⁶ That startling statistic makes it clear that employment is the best solution to poverty.

The federal earned income tax credit (EITC) was originally intended to reimburse low-income working families for their payroll tax (FICA) contribution. In 1993, this tax credit was dramatically expanded to serve as the nation’s largest assistance program.

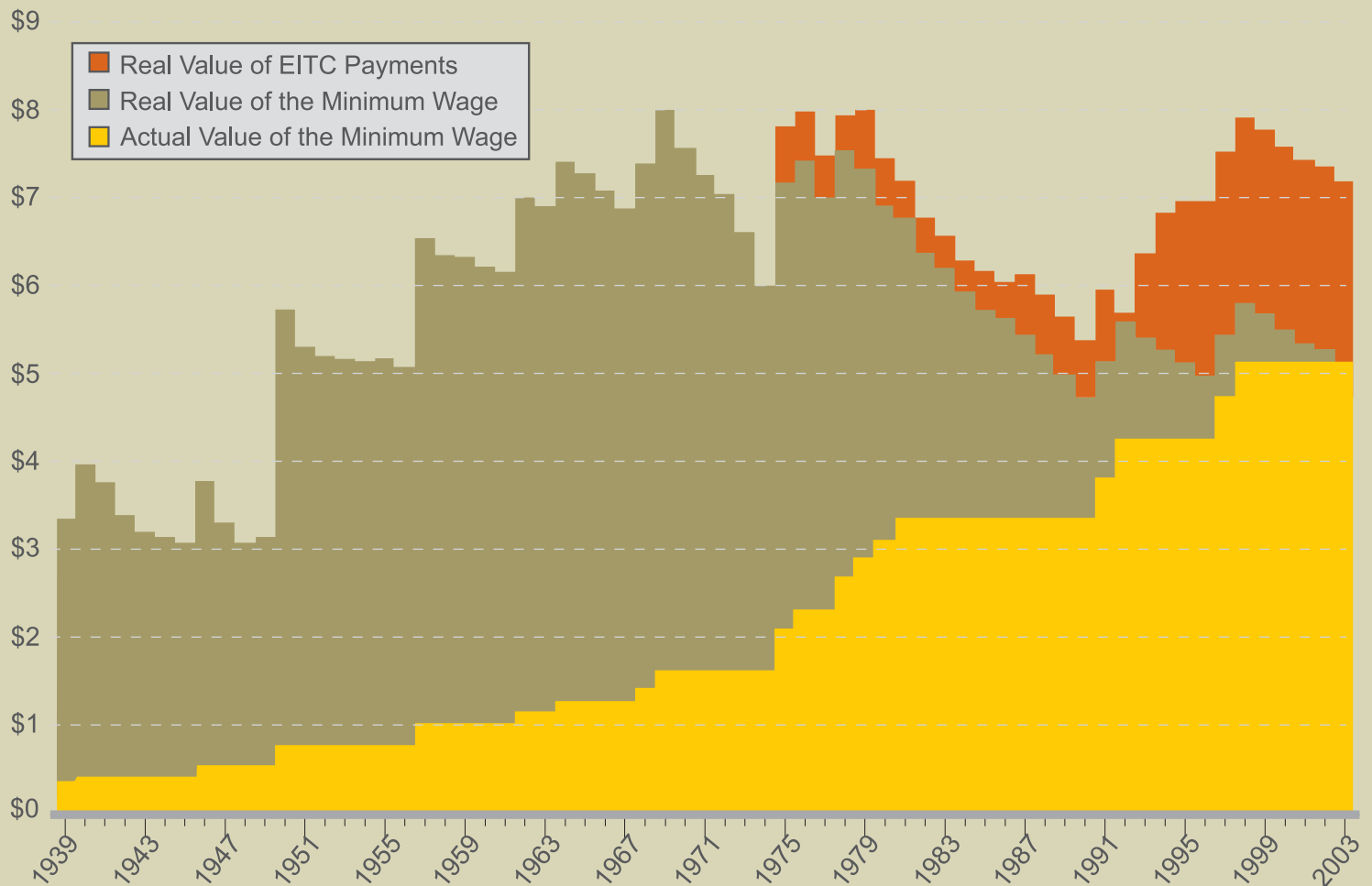
Since the EITC is not available to those without a job, it provides an unambiguous incentive to work. By increasing the income of America’s least-skilled individuals, the credit facilitates employment—which in turn allows employees to increase their skill levels while earning a living.

The EITC provides up to \$4,000 in tax-free income to working families. While most par-

ticipants choose to receive their benefit in a lump sum at the end of the year, they have the option of receiving the benefit in every paycheck. In this way, the EITC allows low-skill employees with families to receive the minimum income society deems necessary. With the EITC, a full-time minimum wage worker can experience an effective wage rate up to \$7.20 an hour.

With its emphasis on work, it is unsurprising that the EITC increases employment. But it does more than that. Research from economists at Michigan State University and the Federal Reserve found that recipients of the EITC increase their work effort and enjoy higher earnings, moving these employees closer to self-sufficiency.⁴⁷ The EITC is the only program that accomplishes this dual goal of improving the earned income of recipients while still providing cash assistance.

Comparison of the Real and Actual Value of the Minimum Wage Plus the EITC in 2003 Dollars



A Better Way: Wage-Based Tax Credits

Creating a wage-based tax credit (WBTC) would dramatically improve the quality of life for low-wage family heads with no increase in spending. Through a quirk in the current EITC policy, full-time minimum wage employees receive the same benefit as those earning a much higher hourly wage but working few hours. Currently, a parent earning \$7 an hour, working full-time, can receive the same EITC benefit as an employee earning \$21 an hour but only working a few hours a week. This is neither fair nor logical in a welfare policy.

The system should not reward those with high hourly wage rates who choose not to work. With a limited pool of dollars, assistance should be focused on those employees who may have few skills and low wages, but who work full-time. A recent paper by Drs. Thomas MaCurdy and Frank McIntyre of Stanford University and Brigham Young University, respectively, proposes an alteration to the EITC that would reward work effort by switching the focus from earnings to wages through a WBTC.⁴⁸

A WBTC encourages high-wage employees to work more hours and grants a majority of benefits to low-wage families.

Currently, the federal government spends over \$35 billion a year on the EITC. Putting the same amount of money into a WBTC would increase the benefit to low-wage employees by over 37%. A WBTC would guarantee that low-wage families earn at least \$6.50 an hour and provide the average low-wage individual with an additional supplement of over \$2,000. Full-time minimum wage family heads would increase their effective wage to up to \$8.50 an hour. This plan would distribute the majority of benefits to families supported primarily by a wage of \$7 an hour or less.⁴⁹

A WBTC would reach this result for over \$2 billion less than the current EITC. The benefits provided by a WBTC could be increased by this amount without changing the distribution of benefits.⁵⁰

These alterations would dramatically increase the quality of life for low-wage Americans without decreasing their employment opportunities—an inevitable consequence of a minimum wage hike. Average family heads would receive a total effective wage increase greater than most proposed minimum wage hikes.

There Is a Better Way

**A Wage-Based Tax
Credit “[W]ould dominate
increasing the minimum
wage as an effective
anti-poverty policy.”**

— Thomas MaCurdy and Frank McIntyre,
Stanford University and Brigham Young University⁵¹

References

- Department of Labor (1), Secretary of Labor, *Memorandum to the President: Reconciliation, the EITC and the Minimum Wage*, 20 Jul 1993: 6.
- New York Times*, "The Right Minimum Wage: \$0.00," 14 Jan 1987: A26.
- Federal News Service, 24 June 1992.
- New York Times*, "Don't Raise the Minimum Wage," 15 April 1987: A26.
- Quoted in *The Florida Times-Union*, "Minimum Wage: A Costly Benefit" 22 Aug 1996: A10.
- Progressive Policy Institute, "Work and Poverty," Progressive Policy Institute, Jun 1989, quoted in *Washington Business Journal*, "Who Will a Minimum Wage Help," 5 Jul 1996.
- Employment Policies Institute (1), *Who Benefits From a Minimum Wage Hike: A State-by-State Profile: 2003 Edition*, Employment Policies Institute, 2003.
- Employment Policies Institute (1).
- Opinion Research Corporation Survey, Oct 17, 2003.
- Congress, House, Committee on Education and Workforce, *Richard Burkhauser testimony before the Committee on Education and the Workforce*, 27 Apr 1999.
- Department of Labor (1): 5.
- Employment Policies Institute (1).
- Richard Vedder and Lowell E. Galloway, "Does the Minimum Wage Reduce Poverty," Employment Policies Institute, June 2001: 16.
- Thomas MaCurdy and Frank McIntyre (1), "Winners and Losers of Federal and State Minimum Wages," Employment Policies Institute, 11.
- Democratic Leadership Council, "Supporting the Efforts of Low Wage Working Americans: Raising the Minimum Wage Is Not the Answer," Democratic Leadership Council, Mar 1996, quoted in *Citizens for a Sound Economy*, "Some Surprising Quotes on the Minimum Wage."
- Joseph E. Stiglitz, *Economics* (New York: W.W. Norton & Company), 1993: 131.
- William Carrington and Bruce Fallick, "Do Some Workers Have Minimum Wage Careers," *Monthly Labor Review*, May 2001: 26.
- William Even and David Macpherson (1), "Rising Above the Minimum Wage," Employment Policies Institute, Jan 2000: 10-11.
- William Even and David Macpherson (2), "The Wage and Employment Dynamics of Minimum Wage Workers," *Southern Economics Journal*, Jan 2003: 678.
- Even and Macpherson (1): 2.
- Gary Becker, "It's Simple: Hike the Minimum Wage and You Put People Out of Work," *Business Week*, 6 Mar 1995: 22.
- Richard V. Burkhauser, Kenneth A. Couch, and David C. Wittenberg, "A Reassessment of the New Economics of the Minimum Wage Literature with Monthly Data from the Current Population Survey," *Journal of Labor Economics*, Oct 2000.
- Daniel Aaronson and Eric French, "Product Market Evidence on the Employment Effects of the Minimum Wage," working paper, Federal Reserve Bank of Chicago, 2003.
- Lowell J. Taylor, "The Employment Effect in Retail Trade of a Minimum Wage: Evidence from California," Employment Policies Institute, Feb 1995.
- Victor R. Fuchs, Alan B. Krueger, and James M. Poterba, "Economists' Views about Parameters, Values, and Policies: Survey Results in Labor and Public Economics," *Journal of Economic Literature*, Sep 1998.
- Congress, House, Financial Services Committee, *Alan Greenspan testimony before the House Financial Services Committee*, 18 Jul 2001.
- James Buchanan, "Commentary on the Minimum Wage," *Wall Street Journal*, 6 Mar 1995: 22.
- Donald Deere, Kevin Murphy, and Finis Welch, "Employment and the 1990/91 Minimum Wage Hike," *The American Economic Review*, May 1995.
- U.S. General Accounting Office, "Minimum Wage Policy Questions Persist," report to the U.S. Senate Committee on Labor and Human Resources, 1983.
- Report of the Minimum Wage Study Commission, U.S. Government Printing Office, 1978.
- David Neumark and William Wascher (1), "The Effect of New Jersey's Minimum Wage Increase on Fast-Food Employment: A Reevaluation Using Payroll Records," photocopies, Jan 1996.
- Gary Becker: 22.
- Opinion Research Corporation Survey, Oct 17, 2003.
- Peter Arcidiacono and Thomas Ahn, "Minimum Wages and Job Search: What Do Employment Effects Really Measure," Employment Policies Institute, Feb 2004.
- Milton Friedman and Rose Friedman, *Free to Choose*, Harcourt Brace Jovanovich, Inc., 1980.
- Richard V. Burkhauser, Kenneth A. Couch, and David C. Wittenberg, "Who Minimum Wage Increases Bite: An Analysis Using Monthly Data from the SIPP and the CPS," *Southern Economic Journal*, Jul 2000.
- Kevin Lang, "Minimum Wage Laws and the Distribution of Employment," Employment Policies Institute, Jan 1995.
- Peter D. Brandon, "Jobs Taken by Mothers Moving from Welfare to Work and the Effects of Minimum Wages on This Transition," Employment Policies Institute, Feb 1995.
- David Neumark, "The Effects of Minimum Wages on Teenage Employment, Enrollment, and Idleness," Employment Policies Institute, Aug 1995.
- Department of Labor, "Interim Report of the Administrator of the Wage and Hour Division: For the Period August 15 to December 31, 1938," Department of Labor, Jan 1939.
- Daniel N. Shaviro, "Effective Marginal Tax Rates on Low-Income Households," Employment Policies Institute, February 1999, and Richard Toikka, Aaron Yelowitz, and Andre Neveu, "The 'Poverty Trap' and Living Wage Laws," *Economic Development Quarterly*, forthcoming 2004.
- Opinion Research Corporation Survey, Oct 17, 2003.
- Amy Harmon, "More Consumers Reach Out to Touch the Screen," *New York Times*, 17 Nov 2003: A1.
- George McGovern, "Good Jobs Start at the Entry Level," *Los Angeles Times*, 10 Nov 1992: B7.
- Jeffrey Grogger, "The Effects of Time Limits on the EITC, and Other Policy Changes on Welfare Use, Work, and Income Among Female-Headed Families," *The Review of Economics and Statistics*, May 2003.
- Vedder and Galloway, 16.
- David Neumark and William Wascher (2), "Using the EITC to Help Poor Families: New Evidence and a Comparison with the Minimum Wage," *National Tax Journal*, Jun 2001: 295.
- Thomas MaCurdy and Frank McIntyre (2), "Helping Working Families: Advantages of Wage Based Tax Credits Over the EITC and Minimum Wages," Employment Policies Institute, Feb 2004.
- Thomas MaCurdy and Frank McIntyre (2): 17-18. The WBTC proposed in this document is a combination of two proposals in their paper. The WBTC combines a \$6.50 wage-subsidy EITC with a wage-based modification to the current EITC program.
- Thomas MaCurdy and Frank McIntyre (2): 17-18.
- Thomas MaCurdy and Frank McIntyre (2): 22.
- David Card and Alan Krueger, *Myth and Measurement*, Princeton University Press: Princeton, NJ, 1995: 1.
- William Baumol and Alan Blinder, *Economics: Principles and Policy*, Harcourt Brace Jovanovich, Inc., 1979.
- George Stigler, "The Economics of Minimum Wage Legislation," *The American Economic Review*, Jun 1946: 363.
- Thomas MaCurdy and Frank McIntyre (2): 22.

The Employment Policies Institute (EPI) is a nonprofit research organization dedicated to studying public policy issues surrounding employment growth. EPI sponsors nonpartisan research from economists at major universities on issues that affect entry-level employment.

Among other issues, EPI research has quantified the impact of increased labor costs on job creation, explored the connection between entry-level employment and welfare reform, and analyzed the distribution of mandated benefits.



The Case for a Wage-Based Tax Credit

The Minimum Wage Destroys Jobs:

“Polls show that more than 90% of professional economists agree with the prediction that a higher minimum wage reduces employment.”

— *David Card and Alan Krueger, University of California-Berkeley and Princeton University*⁵²

The Minimum Wage Hurts Low-Skill Employees:

“The primary consequence of the minimum wage law is not an increase in the incomes of the least-skilled workers but a restriction of their employment opportunities.”

— *William Baumol and Alan Blinder, New York University and Federal Reserve Board*⁵³

The Minimum Wage Is Poorly Targeted:

“The connection between hourly wages and the standard of living of a family is thus remote and fuzzy.”

— *Nobel Prize-winning economist George Stigler*⁵⁴

There Is a Better Way:

A Wage-Based Tax Credit would “[I]mprove the targeting of benefits to families with children supported by the lowest-wage workers. Moreover, such an EITC program would dominate increasing the minimum wage as an effective anti-poverty policy.”

— *Thomas MaCurdy and Frank McIntyre, Stanford University and Brigham Young University*⁵⁵